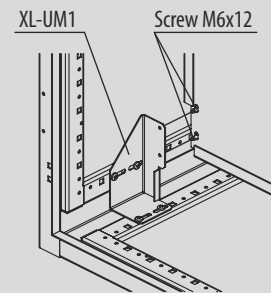
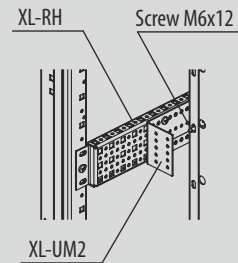
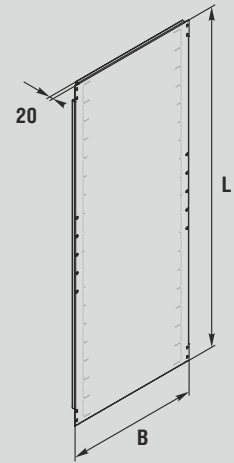
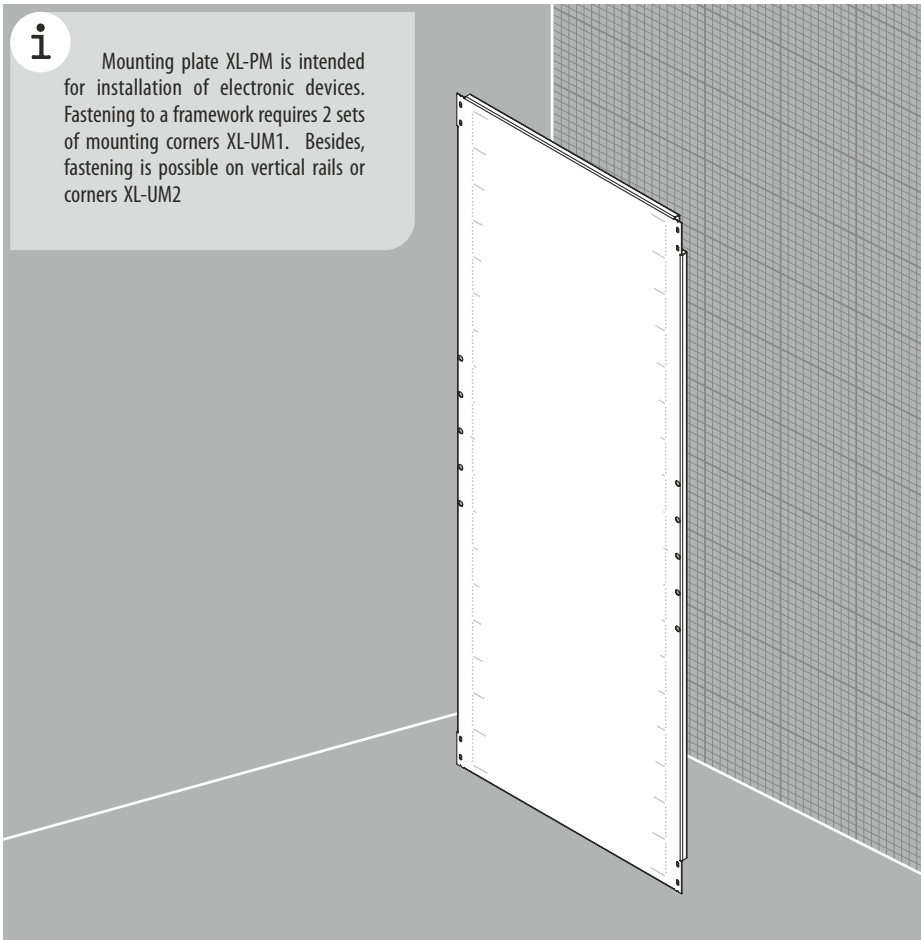




# Mounting plate XL-PM

**i** Mounting plate XL-PM is intended for installation of electronic devices. Fastening to a framework requires 2 sets of mounting corners XL-UM1. Besides, fastening is possible on vertical rails or corners XL-UM2



Order No.	Dimensions (enclosure)		Dimensions (plate)		Weight, kg	Packaging unit, piece
	Height, mm	Width, mm	L, mm	B, mm		
<b>XL-PM146</b>	1400	600	1250	514	11,63	1
<b>XL-PM148</b>	1400	800	1250	714	15,75	1
<b>XL-PM166</b>	1600	600	1450	514	13,46	1
<b>XL-PM168</b>	1600	800	1450	714	18,20	1
<b>XL-PM186</b>	1800	600	1650	514	15,28	1
<b>XL-PM188</b>	1800	800	1650	714	20,84	1
<b>XL-PM1810</b>	1800	1000	1650	914	26,26	1
<b>XL-PM1812</b>	1800	1200	1650	1114	31,67	1
<b>XL-PM204</b>	2000	400	1850	314	11,12	1
<b>XL-PM206</b>	2000	600	1850	514	17,11	1
<b>XL-PM208</b>	2000	800	1850	714	23,31	1
<b>XL-PM2010</b>	2000	1000	1850	914	29,10	1
<b>XL-PM2012</b>	2000	1200	1850	1114	35,40	1
<b>XL-PM226</b>	2200	600	2050	514	18,93	1
<b>XL-PM228</b>	2200	800	2050	714	25,55	1
<b>XL-PM2210</b>	2200	1000	2050	914	32,16	1
<b>XL-PM2212</b>	2200	1200	2050	1114	38,28	1

## Technical characteristics

- Material:** sheet steel
- Surface:** zinc-plated
- Supply includes:** mounting plate + mounting set , package

