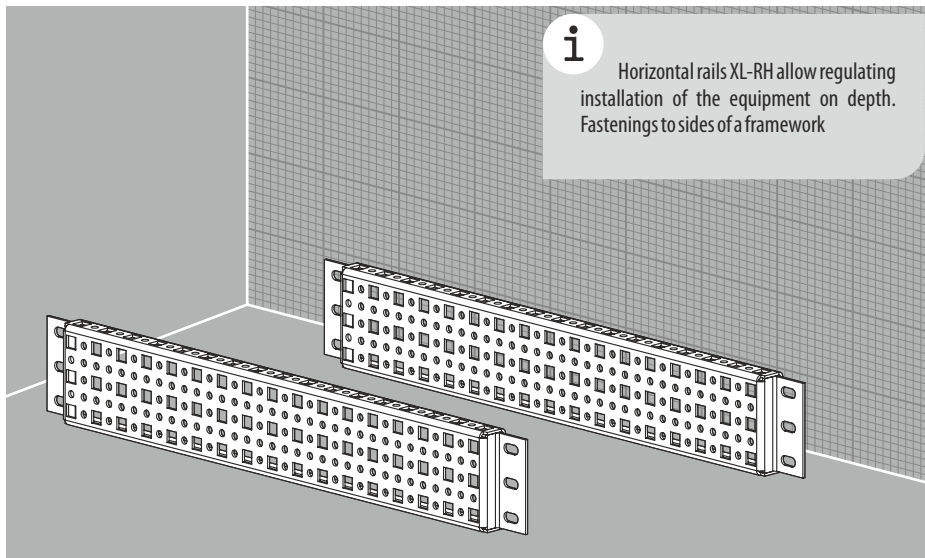
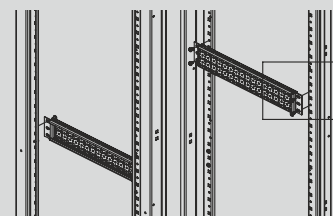
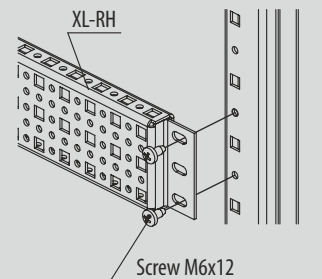
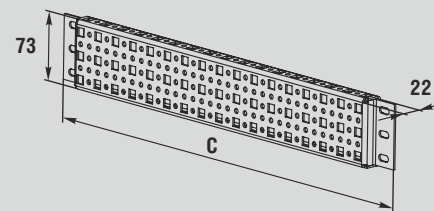




Horizontal rail XL-RH



i Horizontal rails XL-RH allow regulating installation of the equipment on depth. Fastenings to sides of a framework

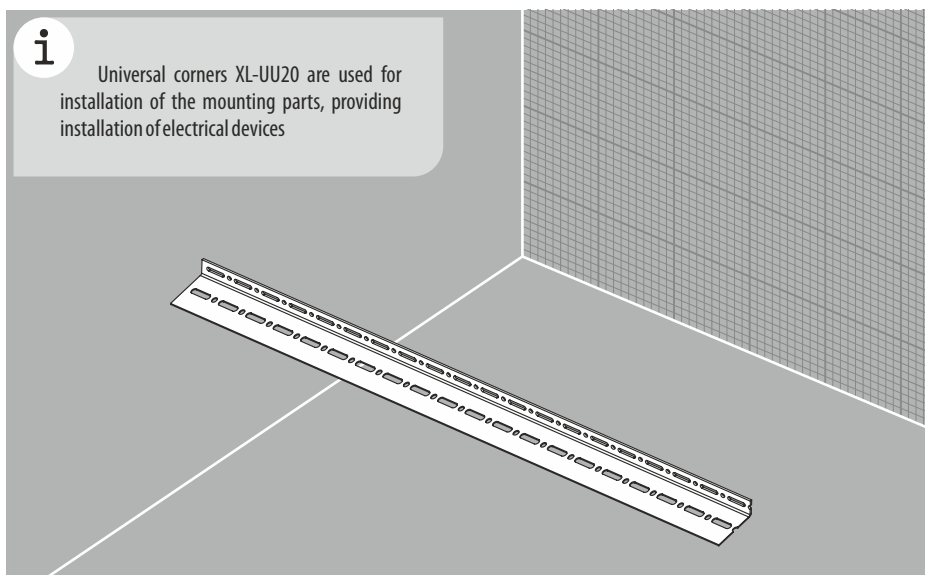


Technical characteristics

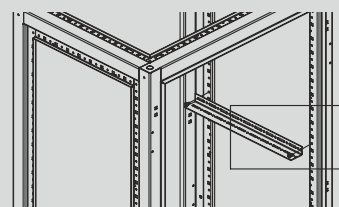
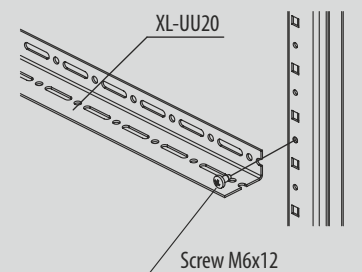
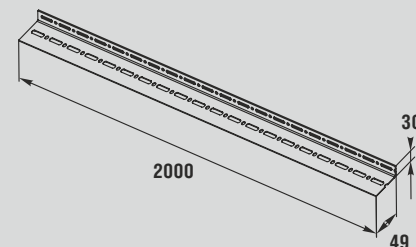
Material: sheet steel
Surface: zinc-plated
Supply includes: horizontal rail, 2 pcs. + mounting set, package

Order No.	Depth (enclosure), mm	Length (rail) C, mm	Weight, kg	Packaging unit, piece
XL-RH4	400	276	0,66	2
XL-RH6	600	476	1,14	2
XL-RH8	800	676	1,60	2

Universal corner XL-UU20



i Universal corners XL-UU20 are used for installation of the mounting parts, providing installation of electrical devices



Technical characteristics

Material: sheet steel
Surface: zinc-plated
Supply includes: universal corner + mounting set, package

Order No.	Dimensions (universal corner), mm	Weight, kg	Packaging unit, piece
XL-UU20	2000x49x30	2,30	2