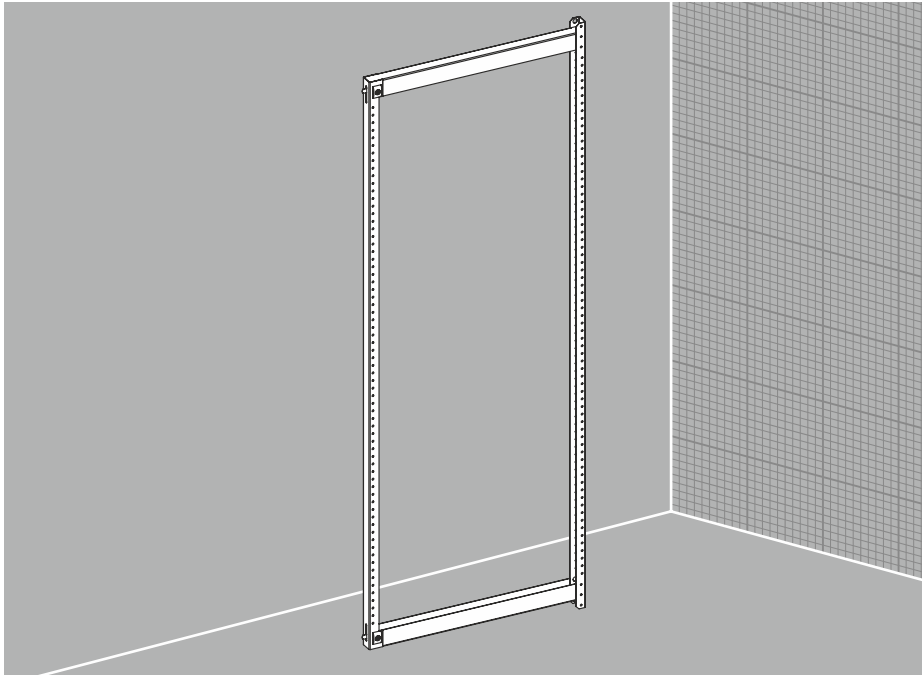




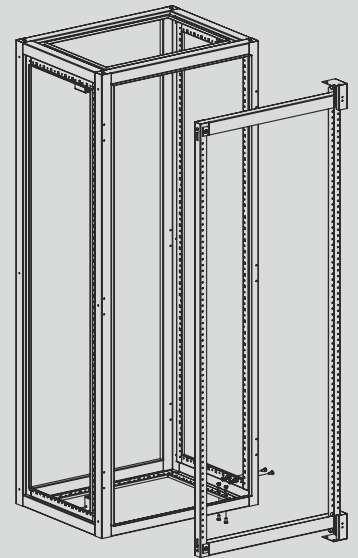
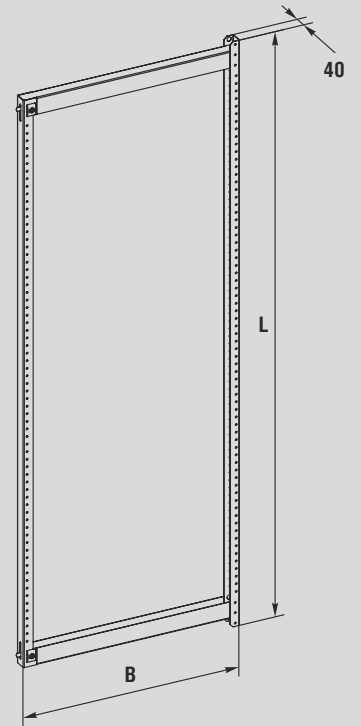

# Schwenkrahmen XL-RP



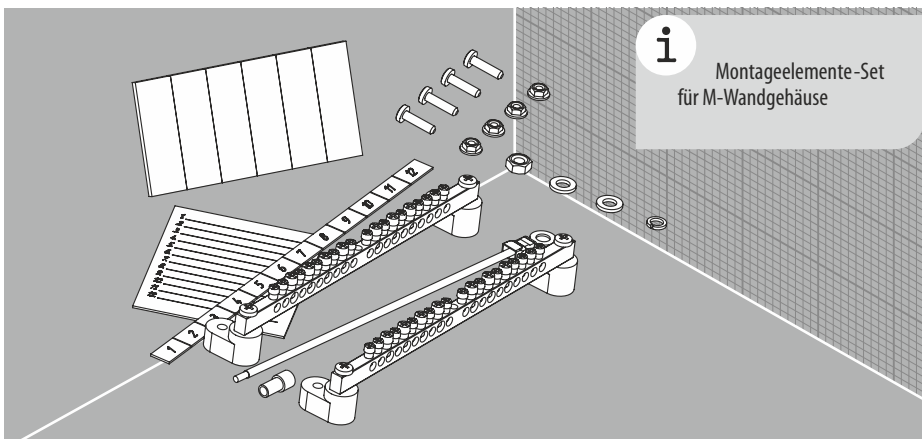
## Technische Eigenschaften

- Material:** Stahlblech  
**Oberfläche:** RAL 7035 Pulver-Strukturlackierung  
**Lieferumfang:** Schwenkrahmen + Einbauset, Verpackung

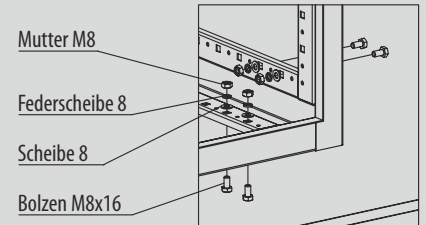
Best.-Nr.	Abmessungen (Schrank)		Abmessungen (Schwenkrahmen)		Gewicht, kg	Verpackungseinheit, Stück
	Höhe, mm	Breite, mm	L, mm	B, mm		
<b>XL-RP208</b>	2000	800	1930	714	7	1
<b>XL-RP228</b>	2200	800	2130	714	8	1



## Versandbeutel KPM



**i** Montageelemente-Set für M-Wandgehäuse



Best.-Nr.	Anzahl im Schrank, Stück	Verpackungseinheit
<b>KPM-12</b>	12	1
<b>KPM-24</b>	24	1
<b>KPM-36</b>	36	1
<b>KPM-48</b>	48	1
<b>KPM-70</b>	70	1

